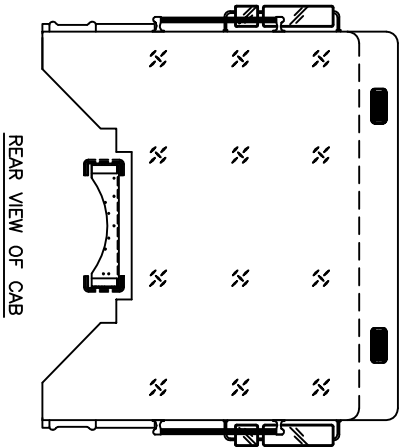
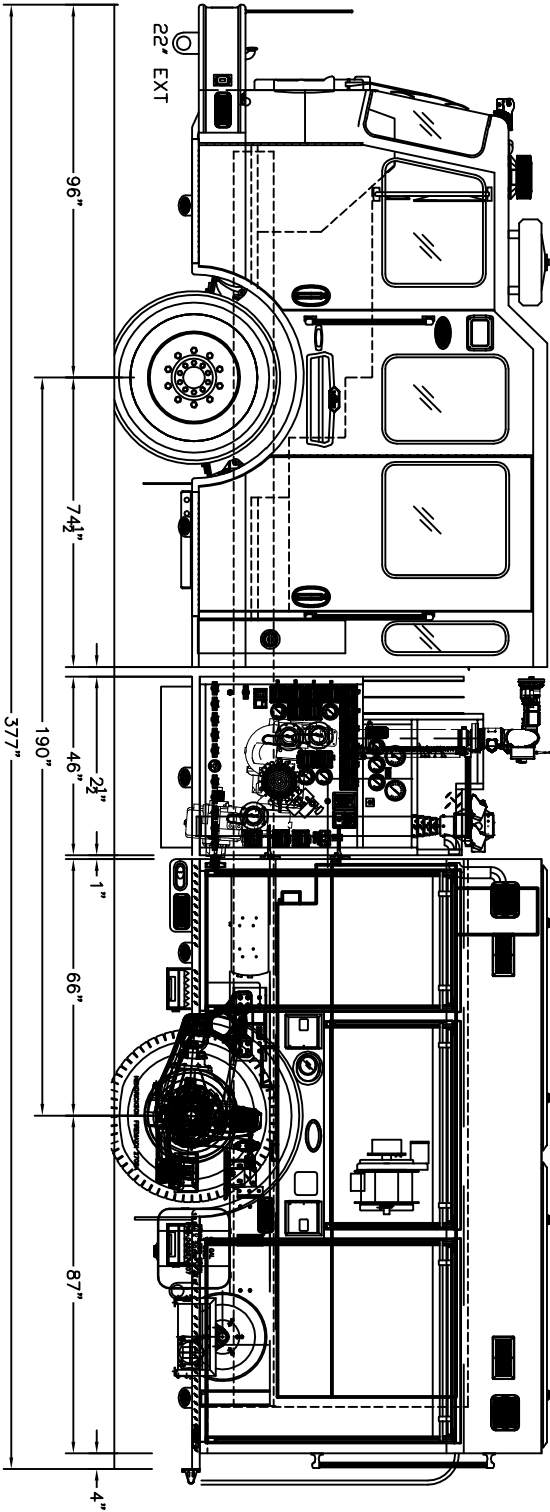
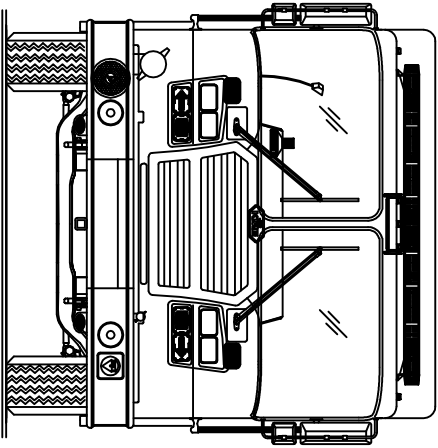


** NOTE **
OVERALL HEIGHT
128 TIRE = CURRENT
315 TIRE ADD 1 1/4"
425 TIRE ADD 2"



REAR VIEW OF CAB



CHASSIS: KME 2010 PREDATOR LFD 10" RR
CAB: 4 DOOR
ENGINE: CUMMINS ISX15.0 500 HP
TRANSMISSION: ALLISON 4000EVS 5 SPD AUTO
FRONT AXLE: 22,800# IFS
REAR AXLE: 31,000#

PUMP

PUMP: WATEROUS CSU-C20-1500 SINGLE STAGE
INTAKES
DRIVER SIDE: 6" & 2 1/2"
OFFICER SIDE: 6" & 2 1/2"
FRONT: 8" w/ 4" PIPE
REAR:
DISCHARGES
DRIVER SIDE: (2) 2 1/2"
OFFICER SIDE: (1) 4" & (1) 2 1/2"
FRONT: (2) 3" & (1) 1 1/2"
REAR: (2) 3"
DECK GUN: (2) 3"
OTHER: (2) 1 3/4" CROSSLAWS
(1) 1" BOOSTER REEL

TANK

TANK: POLY
WATER: 1,000
FOAM: EXTRA FILLS:
DUMPS:

BODY

BODY TYPE: 153" FLAT BACK
MATERIAL: 12 GA STAINLESS STEEL
COMPARTMENTATION
DRIVER SIDE: FULL HEIGHT-FULL DEPTH
OFFICER SIDE: FULL HEIGHT-SPLIT DEPTH
HOSEBED:
CAPACITY: 100 CU. FT.
DIVIDERS: FOUR (4)
HOSE LOAD: 1,200' OF 3"
400' OF 2"

MISC.

GENERATOR: SMART POWER PTO/HYD HR-15
FOAM SYSTEM: NONE

CUSTOMER APPROVAL:

NAME:

TITLE:

DATE:

THIS DRAWING IS A GENERAL CONFIGURATION AND MAY NOT
NECESSARILY REFLECT ALL CONTRACTUAL REQUIREMENTS.
CONTRACT SPECIFICATIONS SHALL PREVAIL OVER DRAWING

B	8-24-10	REVISED TO PPM	JGH
A	7-29-10	REVISED TO PPM	JGH
SYM	DATE	REVISION DESCRIPTION	APP'D

SALES ENGINEER : JASON HARTZ



KOVATCH MOBILE EQUIPMENT
ONE INDUSTRIAL COMPLEX - NESCOBROOK, VA 18240

DIMENSIONS ARE APPROXIMATE & MAY VARY DUE TO BUILD ADJUSTMENTS
DATE SCALE DWG SIZE/DRAWN BY APPROVED BY
6-30-10 1"=24" D JGH

KME CUSTOM PUMPER

MOLESTON, NY

GSO#8101